

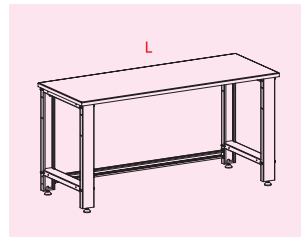
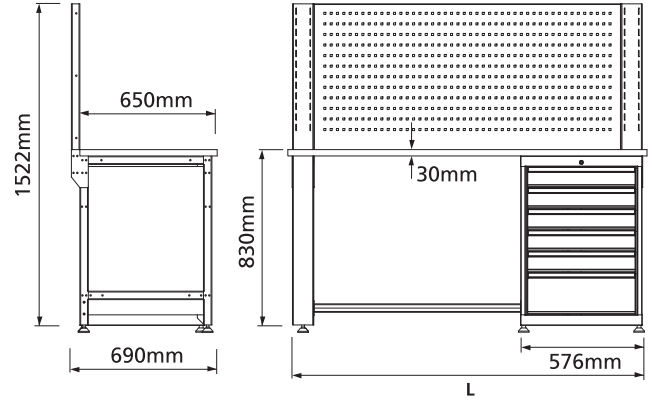
Çalışma Tezgahları / Workbenches

Genel Ürün Ölçüleri General Product Dimensions

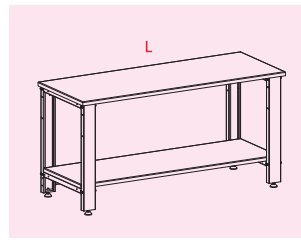
Ürünlerin yükseklik ve derinlik ölçüleri sabittir. Uzunluk (L) ölçüsü değişiklik göstermektedir. Aşağıdaki ürün seçme tablaları "L" ölçüsüne göre parametrize edilmiştir.

The height and depth dimensions of the products are fixed. The length (L) differs. The below product selection tables are parameterized according to "L" dimension.

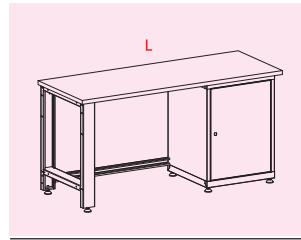
Standart özellik olarak alt raf kontraplaktan üretilmektedir. As a standard feature, bottom shelf is made of multiplex.



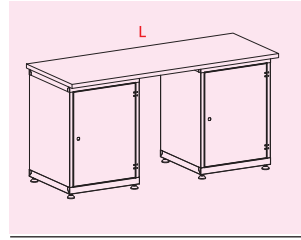
Uzunluk (L) Length (L)	Ürün Kodu Product Code
L=1500mm	400.100
L=1700mm	410.100
L=2100mm	420.100



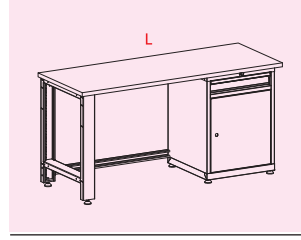
Uzunluk (L) Length (L)	Ürün Kodu Product Code
L=1500mm	400.101
L=1700mm	410.101
L=2100mm	420.101



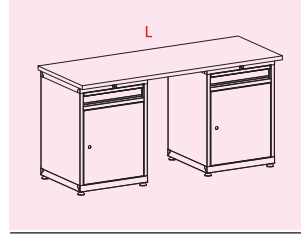
Uzunluk (L) Length (L)	Ürün Kodu Product Code
L=1500mm	400.102
L=1700mm	410.102
L=2100mm	420.102



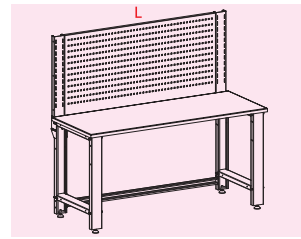
Uzunluk (L) Length (L)	Ürün Kodu Product Code
L=1500mm	400.103
L=1700mm	410.103
L=2100mm	420.103



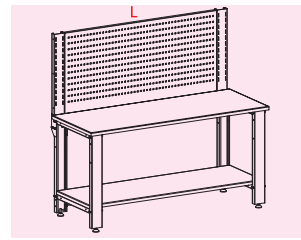
Uzunluk (L) Length (L)	Ürün Kodu Product Code
L=1500mm	400.104
L=1700mm	410.104
L=2100mm	420.104



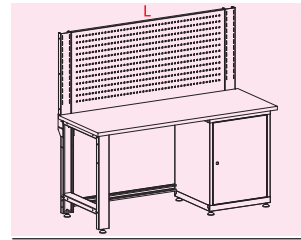
Uzunluk (L) Length (L)	Ürün Kodu Product Code
L=1500mm	400.105
L=1700mm	410.105
L=2100mm	420.105



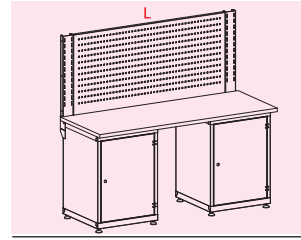
Uzunluk (L) Length (L)	Ürün Kodu Product Code
L=1500mm	405.100
L=1700mm	415.100
L=2100mm	425.100



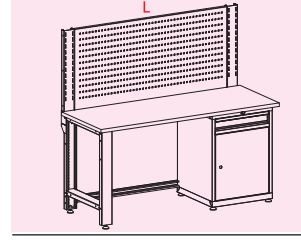
Uzunluk (L) Length (L)	Ürün Kodu Product Code
L=1500mm	405.101
L=1700mm	415.101
L=2100mm	425.101



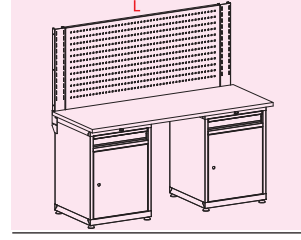
Uzunluk (L) Length (L)	Ürün Kodu Product Code
L=1500mm	405.102
L=1700mm	415.102
L=2100mm	425.102



Uzunluk (L) Length (L)	Ürün Kodu Product Code
L=1500mm	405.103
L=1700mm	415.103
L=2100mm	425.103



Uzunluk (L) Length (L)	Ürün Kodu Product Code
L=1500mm	405.104
L=1700mm	415.104
L=2100mm	425.104



Uzunluk (L) Length (L)	Ürün Kodu Product Code
L=1500mm	405.105
L=1700mm	415.105
L=2100mm	425.105